




I am starting my Datatys Project.

- 1) I create my Datatys project.
- 2) I add my sensor to the Datatys project.

 *Note: until a sensor is added to a project, the measurements are not associated with said project*





I activate my sensor.

- 1) I connect the battery.
- 2) I ensure the data reaches Datatys.

I can see the data:
The sensor is ready
to be installed

Nothing appears on Datatys.
- TiltLog : I disconnect/reconnect the battery.
- NodeLog : I press the reset button.

 *Once the battery is connected OR the RESET button is pressed, the sensor :*
- tries to join the network (NodeLog : yellow LED flash)
> has joined the network (NodeLog : green LED flash)
> fails to join the network (NodeLog : red LED flash)

 *If after several attempts, nothing appears on Datatys,
contact support : iot-smf@socotec.com*



I prepare the installation : the coverage.

- 1) I use a public LoraWan network like Orange in France : I check the theoretical coverage on the website <https://www.orange-business.com/fr/reseau-iot>)
- 2) I use Socotec Monitoring network : I learn about the gateway installation with the dedicated document.



Installation !

- 1) Depending on the equipment to be installed, I refer to the procedures
- 2) I do not leave the site without confirming that the data is arriving on Datatys



I finalize the configuration of my Datatys project.

- 1) I add graphs, dashboards, etc.
- 2) I start monitoring my project !

DOCUMENTATION



USERGUIDE
DATATYS 



INSTALLATION
GATEWAY 



INSTALLATION
NODELOG 



INSTALLATION
TILTLOG 